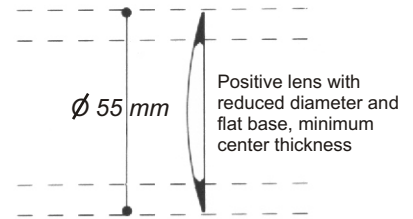
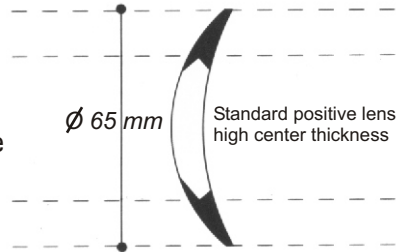




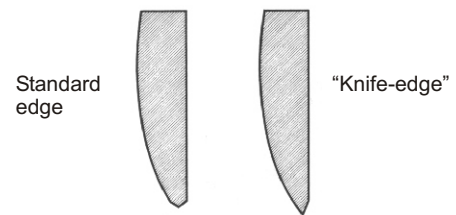
## SOFT FRAMES BY COMOFRAME

### Lenses to be used

- 1] Use POSITIVE lenses.  
We suggest using lenses with a smaller diameter ( $\varnothing$  50-55 mm) and flat base



- 2] It is important to have a "knife-edge" to obtain a perfect fit of the lens in the frame



- 3] Insert lenses from the inner side of the frame

- 4] Properly adjusted, the elastic allows a perfect fit for any type of corrective treatment.  
If too tight, the child will refuse to wear the glasses.  
If too loose, the glasses are not in their optimum position